


A P P A R A T U S



AGED BRASS

ARROW

REFERENCE

THE SENSUAL VERSUS THE MACHINE MADE
CONSTELLATION SAGITTA

COMPOSITION

ROBUST TUBULAR BRASS
OPTIONAL HAND-WRAPPED LEATHER OR SUEDE
COUNTER-BALANCED BY INTERNAL WEIGHTS

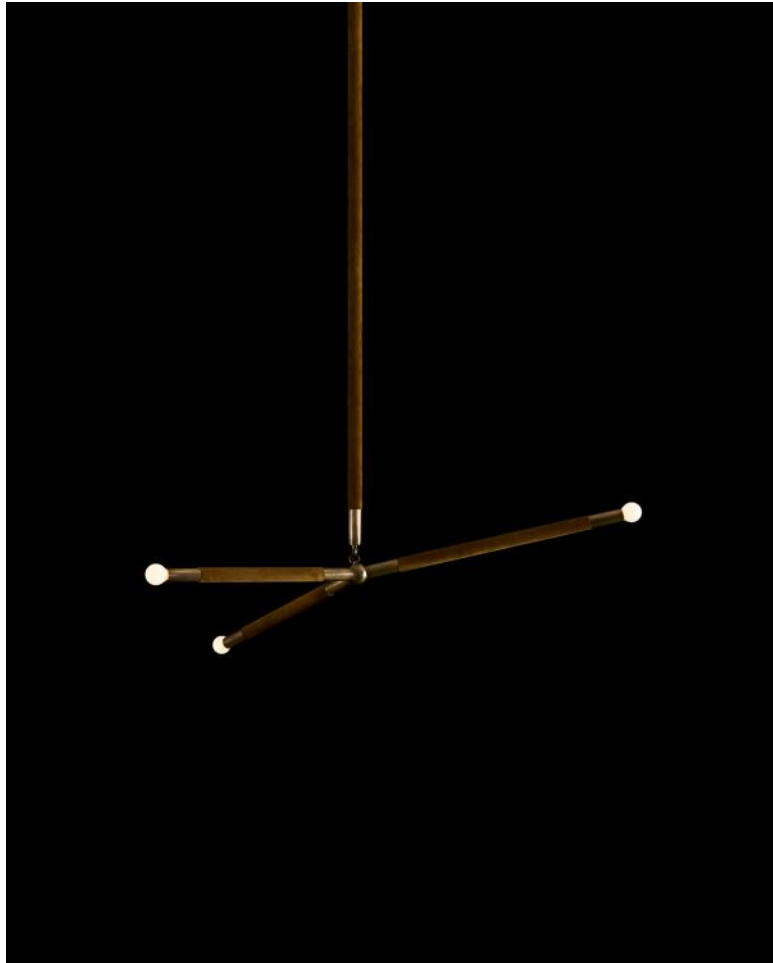
A P P A R A T U S




ARROW : LARGE, TARNISHED SILVER

ARROW : SMALL, AGED BRASS / BRONZE SUEDE

A P P A R A T U S

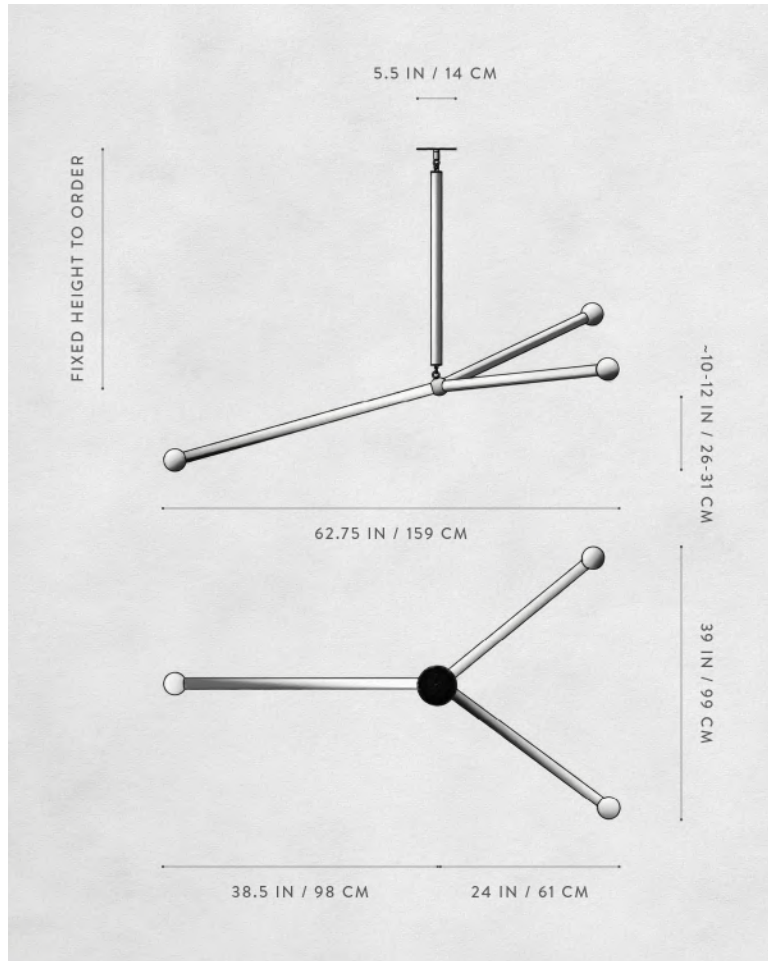


ARROW : SMALL, AGED BRASS / BRONZE SUEDE



ARROW : INSTALLATION, BLACKENED BRASS | TARNISHED SILVER / PEWTER SUEDE

A P P A R A T U S



ARROW : LARGE

DIMENSIONS

39 W, 62.75 L IN
99 W, 159 L CM

WEIGHT

HEIGHT TO ORDER
APPROX. 30 LBS / 14 KG

PRICE

FROM \$6000 BRASS
FROM \$7000 W/ LEATHER OR SUEDE

**MINIMUM HEIGHT INCLUDES
ADD HEIGHT**

15 IN
60 IN
\$10 / IN BRASS
\$30 / IN LEATHER

VOLTAGE

120-240
UL / CE

**LAMPING
BULB INCLUDED**

MAX 40W
3 X 6W DIMMABLE LED BULB
480 LUMENS EACH
2000 - 2800K
120V : E26 SPHERE II : MATTE WHITE
240V : E27 SPHERE II : MATTE WHITE

BULB LIFE

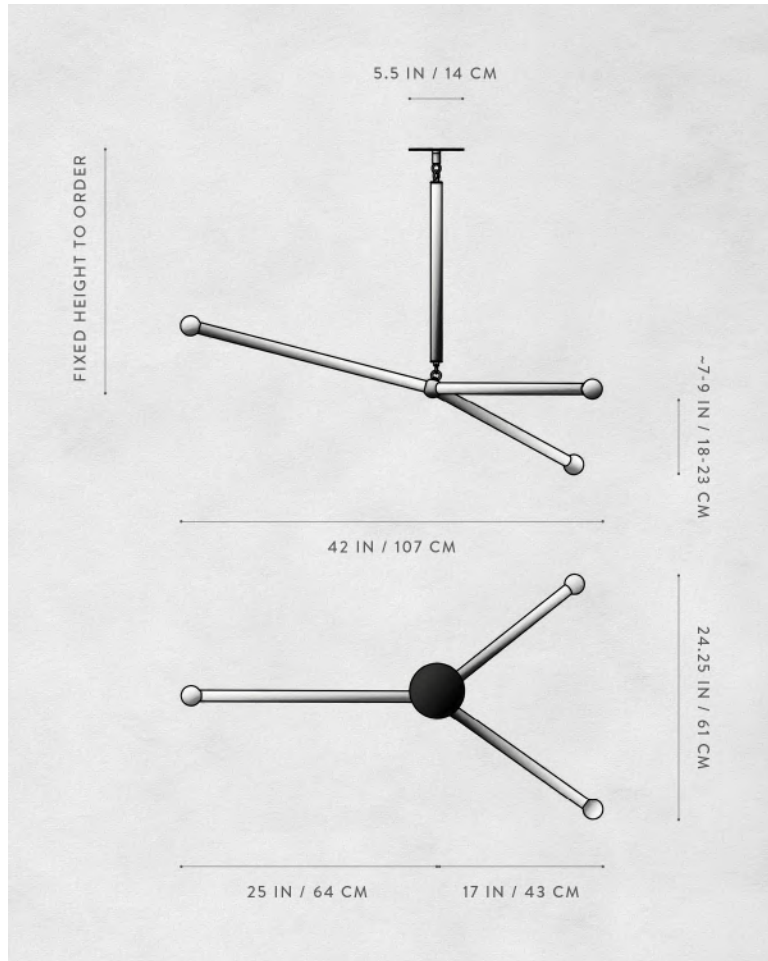
15,000 HOURS

**DEPOSIT
BALANCE
LEAD TIME**

50% UPON ORDER
DUE PRIOR TO SHIPPING
PLEASE REFER TO WEBSITE

FINISHED AND ASSEMBLED BY HAND IN NY
DOMESTIC AND IMPORTED COMPONENTS

A P P A R A T U S



ARROW : SMALL

DIMENSIONS

24.25 W, 42 L IN
61 W, 107 L CM

WEIGHT

HEIGHT TO ORDER
APPROX. 20 LBS / 9 KG

PRICE

FROM \$4800 BRASS
FROM \$5600 W/ LEATHER OR SUEDE

MINIMUM HEIGHT INCLUDES ADD HEIGHT

13 IN
60 IN
\$10 / IN BRASS
\$30 / IN LEATHER

VOLTAGE

120-240
UL / CE

LAMPING BULB INCLUDED

MAX 40W
3 X 3.8W DIMMABLE LED BULB
220 LUMENS EACH
2000 - 2800K
120V : E12 SPHERE I : MATTE WHITE
240V : E14 SPHERE I : MATTE WHITE

BULB LIFE

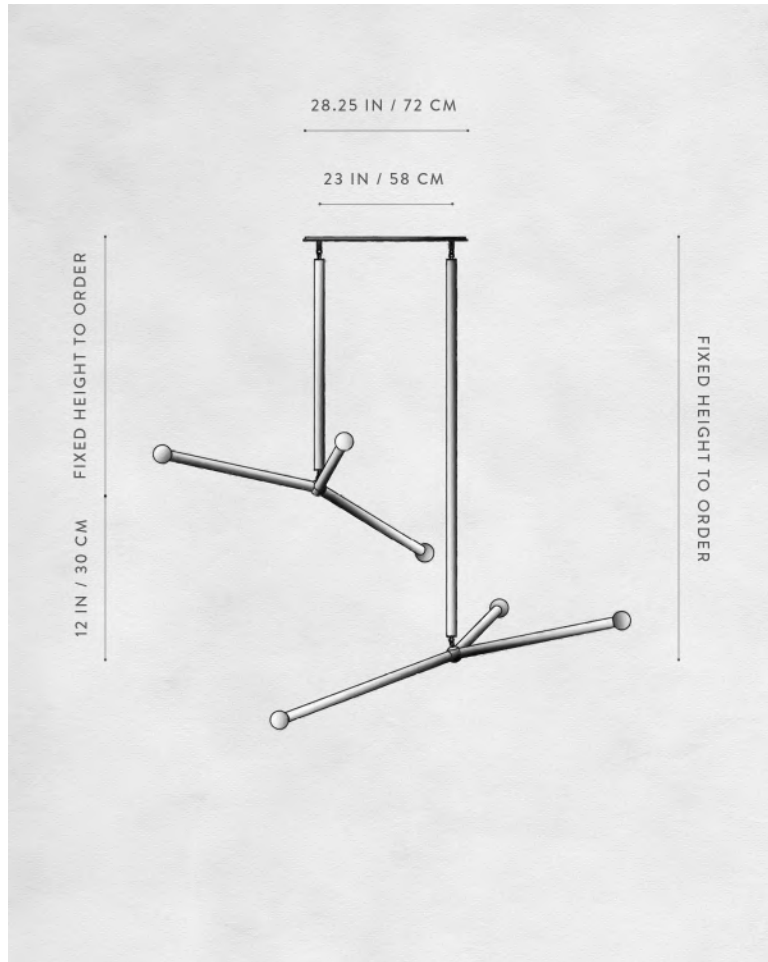
15,000 HOURS

DEPOSIT BALANCE LEAD TIME

50% UPON ORDER
DUE PRIOR TO SHIPPING
PLEASE REFER TO WEBSITE

FINISHED AND ASSEMBLED BY HAND IN NY
DOMESTIC AND IMPORTED COMPONENTS

A P P A R A T U S



ARROW : INSTALLATION - LARGE / LARGE


DIMENSIONS

ARROW : INSTALLATION


AN ARRANGEMENT OF TWO ARROW FIXTURES
THREE CANOPY SIZES AVAILABLE

PLEASE INQUIRE TO BEGIN THE DESIGN PROCESS

A P P A R A T U S



ARROW : INSTALLATION - SMALL / SMALL



ARROW : INSTALLATION - LARGE / SMALL

A P P A R A T U S



AGED BRASS



OIL-RUBBED BRONZE



BLACKENED BRASS



TARNISHED SILVER



LEATHER - CANE



LEATHER - SADDLE



LEATHER - TAUPE



LEATHER - BLACK



SUEDE - ICE



SUEDE - PEWTER




SUEDE - BRONZE



SUEDE - SEPIA



SUEDE - JUNIPER



SUEDE - PLUM



SUEDE - BLACK

METAL

LEATHER

SUEDE

ARROW

AGED BRASS [WAXED]
 OIL-RUBBED BRONZE [WAXED]
 BLACKENED BRASS [WAXED]
 TARNISHED SILVER [LACQUERED] ADD 35%

CANE
 SADDLE
 TAUPE
 BLACK

ICE
 PEWTER
 BRONZE
 SEPIA
 JUNIPER
 PLUM
 BLACK