


# Topo Sconce

Sconces



50 Greene St  
New York NY 10013  
T +1 212 388 1621  
sales@rbw.com



For 2D & 3D drawings of all products, including CAD, Revit and IES files, please visit [rbw.com](http://rbw.com)

## DESCRIPTION

Topo's elegant construction is both minimal and inviting, seamlessly joining an elliptical glass bulb to the unique visual textures of our circular backplate. Offered in a selection of rich earth tones ranging from Clay to Basalt, the backplate radiates with warmth as the light illuminates the organic patterns on its surface.

## MATERIALS

Opal glass, wood and cement composite

## PERFORMANCE

468.1 lm

Power Consumption 7.1W

Luminaire Watts 7.1W

66 lm/W

90 CRI

## LED LIFESPAN

50k hours

## CERTIFICATION

ADA Compliant

UL Listed

Suitable for Wet Locations

IP65



## PRODUCT DIMENSIONS

Medium: 12 x 12 x 3.2 in | Small: 8.5 x 8.5 x 3.2 in

---

## YOUR PRODUCT CODE

TP-WS-1D-  -  -  -  -  -  -  -

## Specification Logic

### SIZE

---

Medium 12"	M
Small 8.5"	S

### DIFFUSER (GLOBE)

---

Ellipse	E
---------	---

### BACKPLATE FINISH

---

Oat	V1
Straw	V2
Clay	V3
Basalt	V4
Rust	V5

### CCT

---

2700K (warm white)	27
3000K (soft white)	30
3500K (neutral white)	35

### DIMMING / CONTROL / INPUT

---

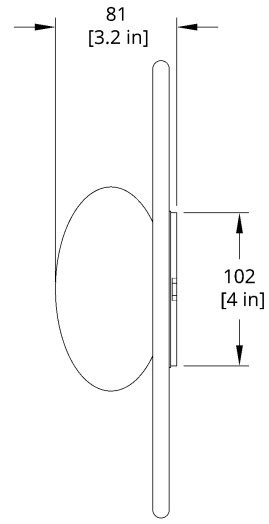
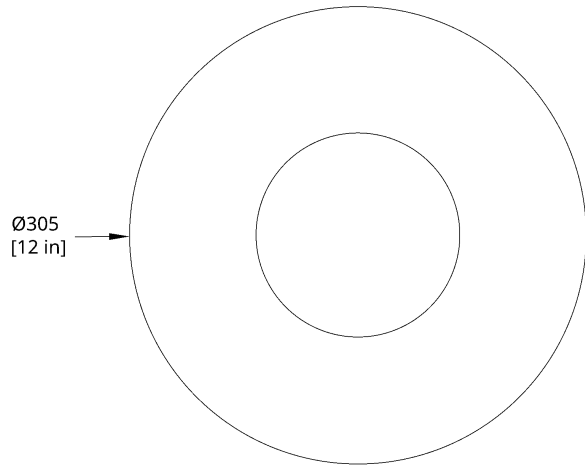
0.1% Dimming, 0-10V Control, 120V or 277V "Universal Input"	0.1_10V_UNV
10% Dimming, TRIAC / Forward Phase Control, 120V Input	10_TRIAC_120V
1% Dimming, 0-10V Control, 120V or 277V "Universal Input"	1_10V_UNV
1% Dimming, TRIAC / Forward Phase Control, 120V Input	1_TRIAC_120V
Low Voltage (Driver required, driver not included)	LV

### IP RATING

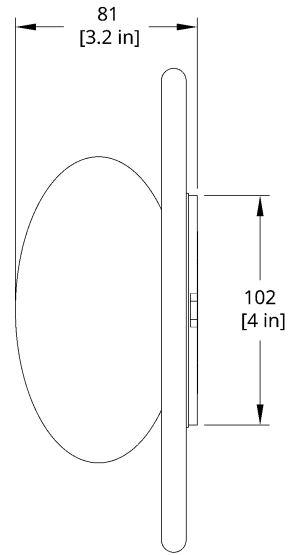
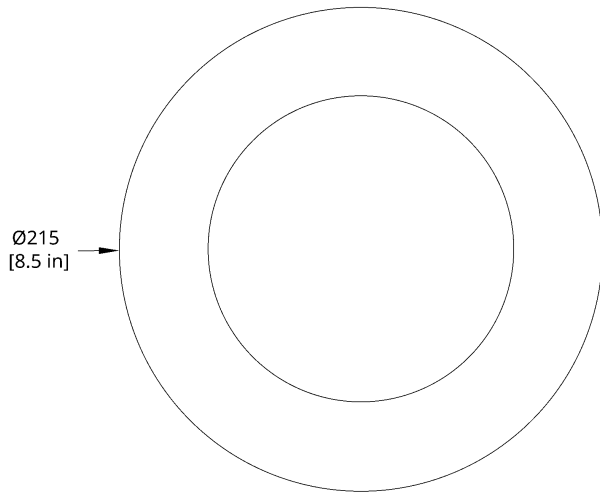
---

IP 65	IP65
-------	------

Drawings



TP Topo Sconce Medium



TP Topo Sconce Small