

Pilot 2 tier

Chandeliers



50 Greene St
New York NY 10013
T +1 212 388 1621
sales@rbw.com



For 2D & 3D drawings of all products, including CAD, Revit and IES files, please visit rbw.com

DESCRIPTION

Inspired by organic forms, Pilot Sconce features a rounded, shell-like shade. Available in a range of colors, lengths, and finishes. Lots of versatility to create different archetypes of wall fixtures, long vertical double arrangement or single stem.

MATERIALS

Fiberglass, steel, aluminum

COLLECTION NOTES

Comes with standard 18" ceiling drop height. Alternative ceiling drop available to specify.

PERFORMANCE

Power Consumption 54W

Luminaire Watts 54W

90 CRI

LED LIFESPAN

50k hours

PATENT FILE NUMBER

Patent Number D88,724

CERTIFICATION

UL Listed

Suitable for Dry Locations Only



SUSPENSION

6.5" round deep canopy in the same finish as fixture

Standard 18" stem in the same finish as fixture. Standard Hang Height 18". Minimum Hang Height 6"

Stem extension available. Not field trimmable. (Contact your sales rep for more info)

PRODUCT DIMENSIONS

Please refer to tear sheet dimension drawing.

DIMENSIONAL WEIGHT

108 lbs (8A2) | 87 lbs (6SS)

YOUR PRODUCT CODE

PT-8A2-PC36-27-120_TM_DEX

Specification Logic

TIER & HEAD STYLE

Five Tier 16 Heads	16A5
Single Tier 2 Heads (Asymmetrical)	2A
Single Tier 2 Heads (Long)	2SL
Single Tier 2 Heads (Short)	2SS
Single Tier 3 Heads (Long)	3SL
Single Tier 3 Heads (Short)	3SS
Single Tier 4 Heads (Oval)	4A
Single Tier 4 Heads (Long)	4SL
Single Tier 4 Heads (Short)	4SS
Two Tier 6 Heads	6SS
Two Tier 8 Heads	8A2
Three Tier 8 Heads	8A3



PRIMARY FINISH

Matte White Fine Texture		PC20
Quartzite	①	PC21
Glacier		PC22
White Hybrid		PC23
Cream White		PC24
Silk Grey		PC25
Ochre Yellow		PC26
Emerald		PC28
Matte Black		PC30
Breccia		PC31
Glimmer		PC32
Blue Hammertone		PC33
Graphite		PC34
Blue Gloss		PC36
Army Green		PC37
Brown Gold		PC40
Putty		PC41
Vermillion		PC42
Vert Clair		PC43
Buff		PC44
Dark Blue		PC46
Dark Red		PC48
Chalk Pink		PC60
Custom Powder Coat		PCXX
Mottled Brass		PF11
Satin Nickel		PF12
Polished Chrome		PF13
Polished Copper		PF14
Warm Bronze		PF15
Polished Black Nickel		PF16
Satin Brass		PF17
Custom Plated Finish		PFXX

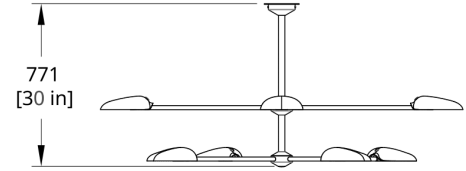
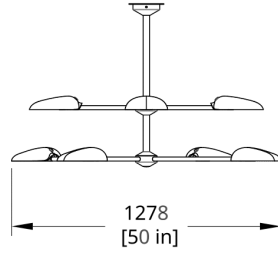
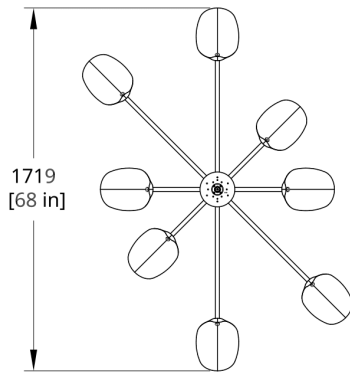
COLOR TEMPERATURE

2700K (warm white)	27
3000K (soft white)	30
3500K (neutral white)	35

INPUT / CONTROL / POWER

110-120V Input TRIAC / ELV / 0-10V, 1% Dimming	120_TM_DEX
220-240V Input 0-10V, 1% Dimming	220_10_DEX
110-277V Input 0-10V, 0.1% Dimming	277_10_DEX
110-277V Input DALI, 0.1% Dimming	277_DL_DEX

Drawings



PT-8A2 Pilot Chandelier Two Tier Dimension

Generate Date: Fri Nov 19 2021