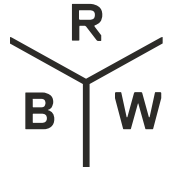


Phase

Sconces



50 Greene St
New York NY 10013
T +1 212 388 1621
sales@rbw.com



For 2D & 3D drawings of all products, including CAD, Revit and IES files, please visit rbw.com

DESCRIPTION

Phase recalls a quarter of the lunar cycle, Earth's moon half lit. Half of this wall-mounted, cast-glass spherical sconce emits a bright light, while the other half is coated in a chrome finish for reduced output.

MATERIALS

Cast glass, anodized aluminum

PERFORMANCE

Estimate 640 lm

Power Consumption 8.5W

Luminaire Watts 8.5W

90 CRI

LED LIFESPAN

50k hours

PATENT FILE NUMBER

Patent Number D868,340

CERTIFICATION

ADA Compliant

UL Listed

Suitable for Wet Locations

Suitable for Damp Locations

IP20

IP65

**PRODUCT DIMENSIONS**

6 dia x 4 in Depth

PRODUCT WEIGHT

2.5 lbs / 1.14 kg

DIMENSIONAL WEIGHT

4 lbs

YOUR PRODUCT CODE

RGP-1-AA04-27-LV-IP20

Specification Logic

BACKPLATE FINISH

Black Anodized

AA04

COLOR TEMPERATURE

2700K (warm white)

27

3000K (soft white)

30

3500K (neutral white)

35

DIMMING / CONTROL / INPUT

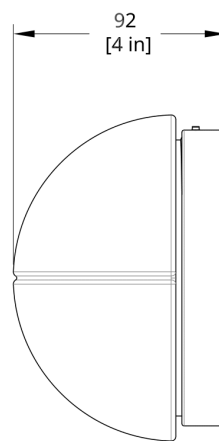
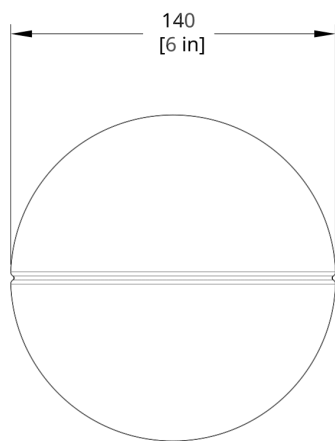
Low Voltage (Driver required, driver not included)	LV
10% Dimming, TRIAC / Forward Phase Control, 120V Input	10_TRIAC_120V
1% Dimming, 0-10V Control, 120V or 277V "Universal Input"	1_10V_UNV
1% Dimming, TRIAC / Forward Phase Control, 120V Input	1_TRIAC_120V
0.1% Dimming, 0-10V Control, 120V or 277V "Universal Input"	0.1_10V_UNV

IP RATING

IP 20	IP20
IP 65	IP65



Drawings



RGP Phase Sconce Dimension