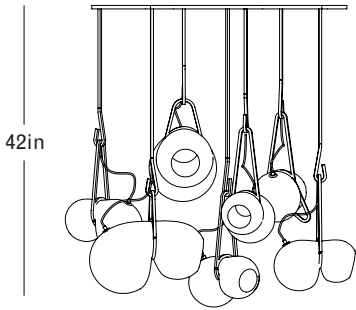


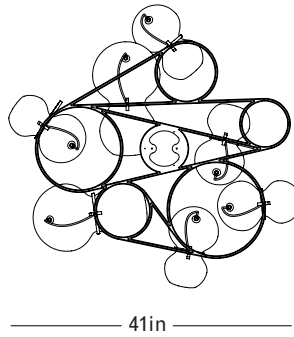


Brushed Brass
White Glass
Custom Exposed Wire

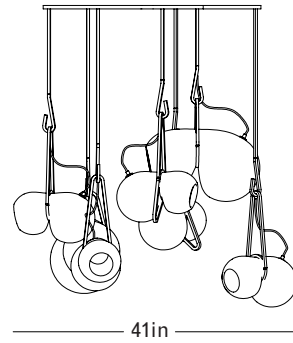
Front



Top



Side



Finish Palette



Brushed Brass



Satin Nickel



Vintage Brass



Oil Rubbed Bronze



Clear Glass



White Glass

Specifications

DIMENSIONS

Height: To Order
 Width: 41in / 104cm
 Depth: 41in / 104cm
 Minimum Drop: 35in / 89cm
 Weight: 28lb / 13kg
 Shown with a mix of medium and large glass

SUSPENSION

Brass hooks

CANOPY

Machined brass canopy

MATERIALS

Machined brass, hand-blown glass

BULBS

G4 / 12v / 1.2w / 2700k / dimmable LED,
 transformer provided
 Max Wattage: 8.4w

Inspiration

The Catch collection conveys fluidity with a poetic vividness. Turning the typical chandelier hierarchy on its head, the chain links are exaggerated and the illuminated glass slumps and drips through them. This twisted combination is reminiscent of being caught and surrendering and the beauty found in that tense moment.