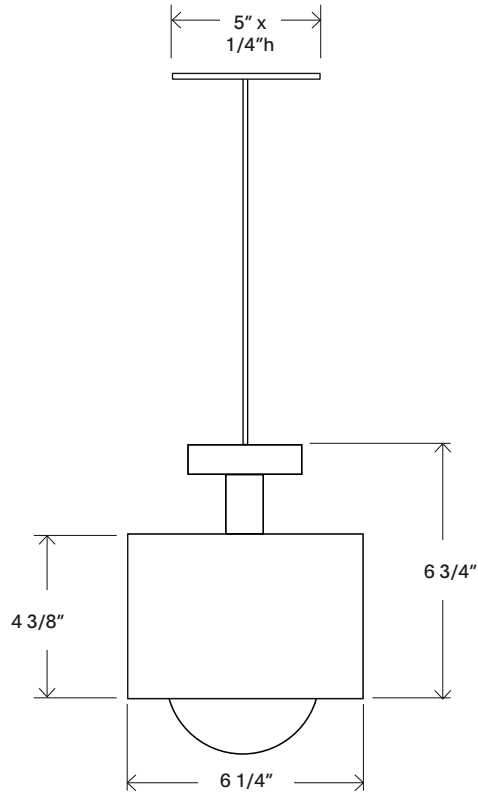


Spun Pendant



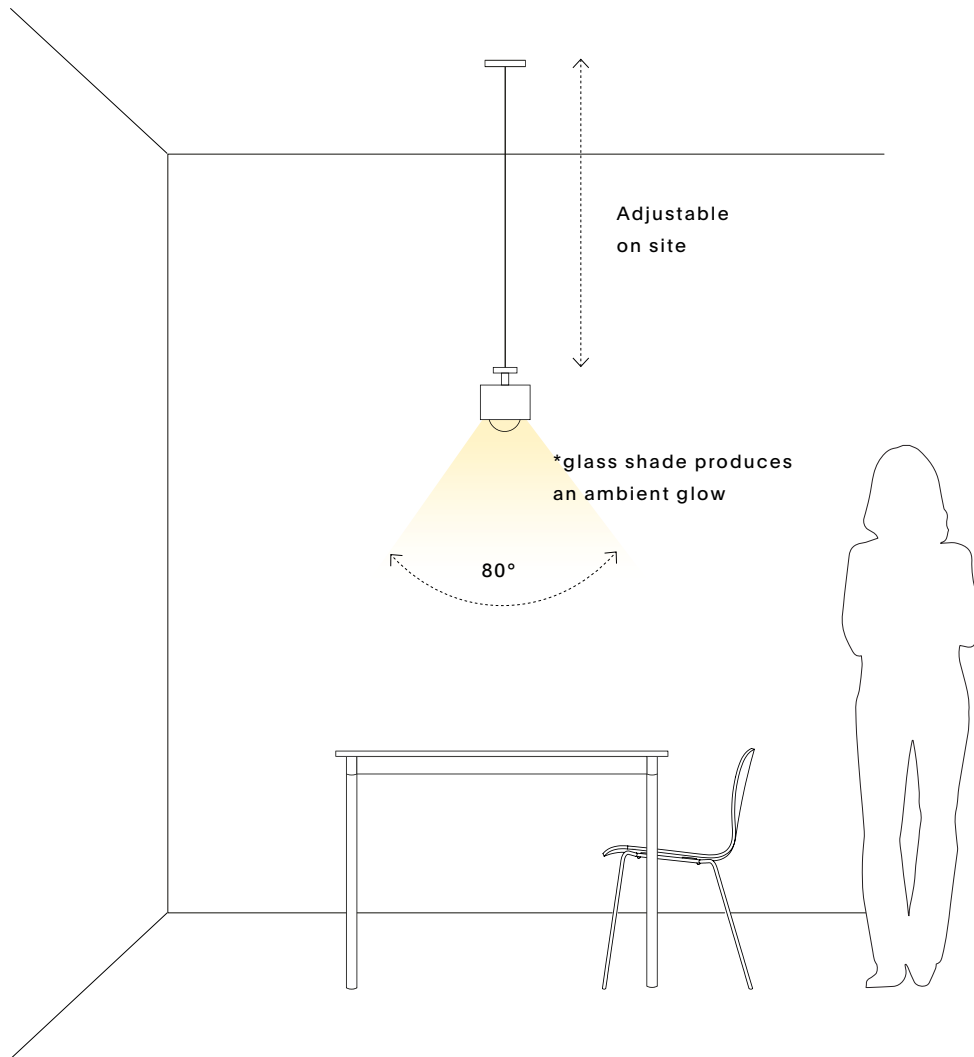
APPEARANCE

Materials	Brass or glass, maple, powder coated steel
Suspension	8' warm dark grey fabric cord, adjustable
Canopy	5" round matte black (black shade) or matte white (brass and glass shade)
Finishes	See Material Options page
Customize	Finish, cord

TECHNICAL

Socket / Lamp	E26/E27; bulb: G25 globe
Watt / Volt	Max 75W; line voltage to 300v
Compatibility	Most international
Certification	UL, cUL
Weight	4 lb.

Spun Pendant



REC. USE / SPACES

- Hallways
- Kitchen counters
- Bedside
- Commercial Dining
- Small dining



BULB

Sold separately
G25/G95
E26/27 base
60w max



COLOR TEMP

2700K
recommended



LUMENS SCALE

Variable upon chosen bulb



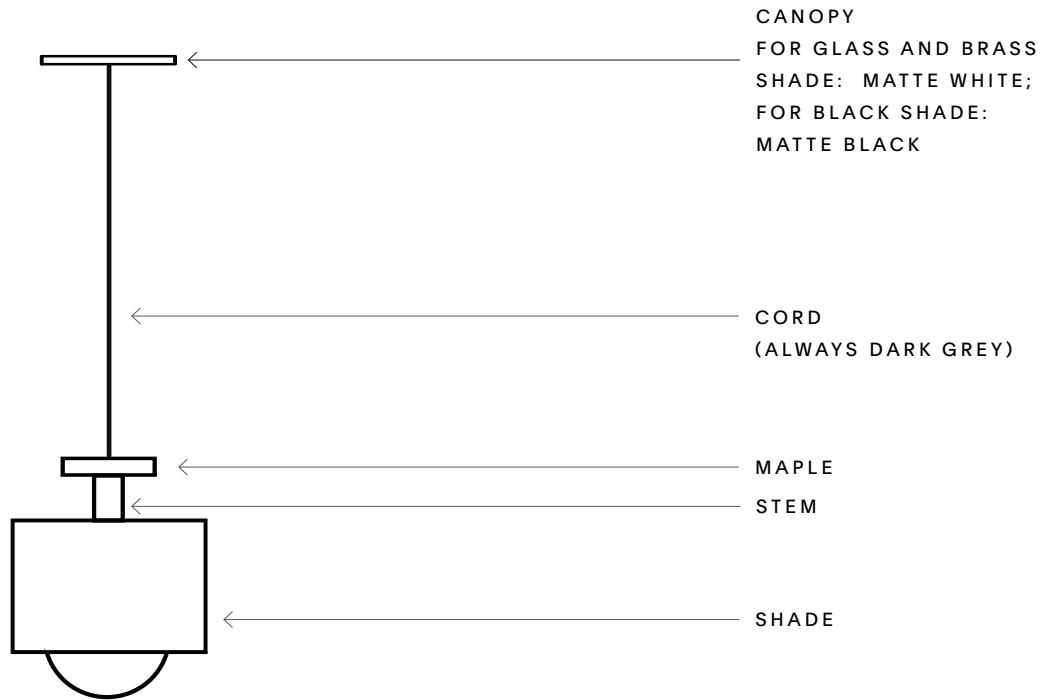
DIMMING

Dimmable bulb required

OTHER NOTES

Electronic wall dimmer required

Spun Pendant



MATERIAL OPTIONS

*A vast array of custom materials and finishes are available for most products upon request.

SHADE & STEM COMBINATIONS



Brass
(brushed)

+



Copper
Stem



Glass
(frosted)

+



Copper
Stem



Matte Black
(powder coat)

+



Brass
Stem



Glass
(rust)

+



Brass
Stem



Glass
(cream)

+



Brass
Stem

Spun Pendant

