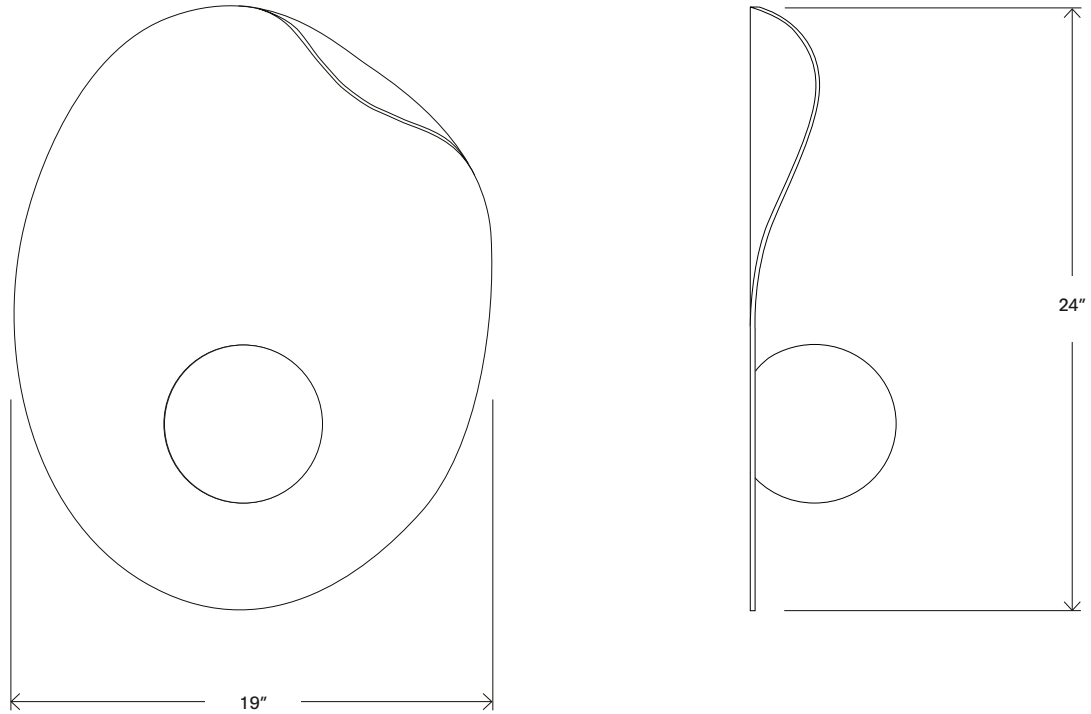


# Myrna Sconce



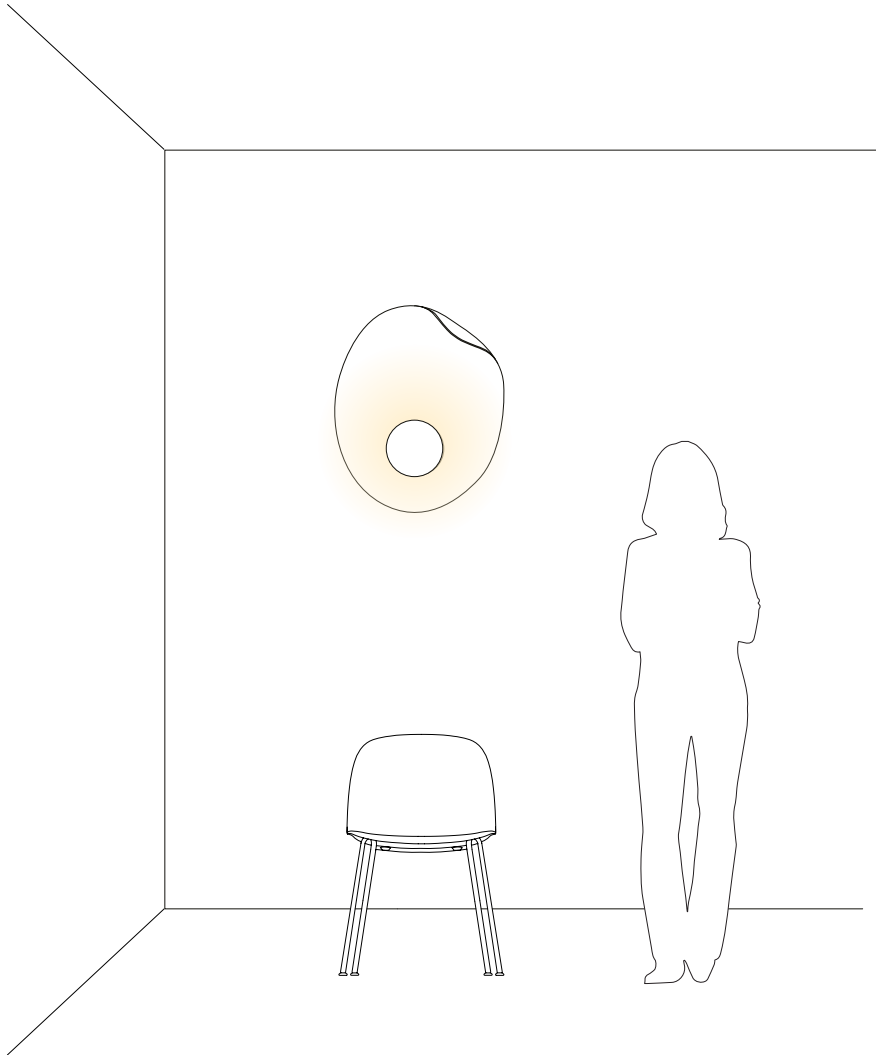
## APPEARANCE

**Materials** Glass, Brass, Stainless Steel, Aluminum  
**Finishes** See Material Options page  
**Customize** Finishes, Dimensions, Clusters

## TECHNICAL

**Socket / Lamp** E26 socket, G16.5 or A15 bulb  
**Watt / Volt** 25W max line voltage to 300v; Hardwired  
**Compatibility** Most North American and European  
**Certification** UL  
**Weight** 6 lb.

# Myrna Sconce



## REC. USE / SPACES

Ambient/accent lighting  
Living room  
Statement corner  
Lobby / Entrance  
Hallway



### BULB

E26 socket with  
G16.5 or A15 bulb  
(not included)



### COLOR TEMP

2700K  
recommended



### LUMENS SCALE

Variable



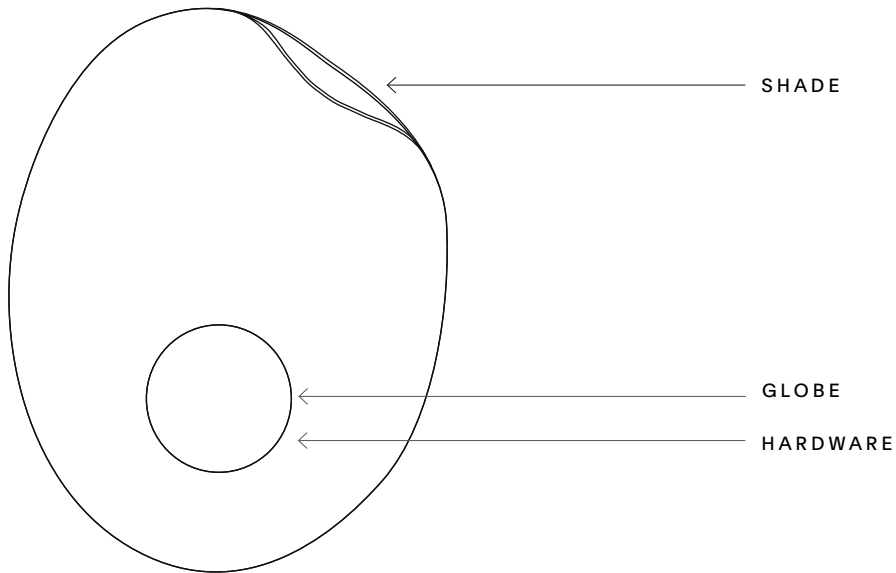
### DIMMING

ELV

### OTHER NOTES

Electronic Wall  
Dimmer Required

# Myrna Sconce



## MATERIAL OPTIONS

\*A vast array of custom materials and finishes are available for most products upon request.

### HARDWARE



Brass  
(brushed)



Blackened  
Brass

### SHADE



Perforated  
Smoke



Perforated  
Fog



Stainless  
Steel  
Brushstroke



Brass  
Brushstroke

### GLOBE



White  
(opaque)



Cream  
(translucent)



Fog  
(opaque)



Rust  
(translucent)



Cream  
(opaque)



Marbled  
White  
Glass



Glacier  
Glass



Marbled  
Amber  
Glass