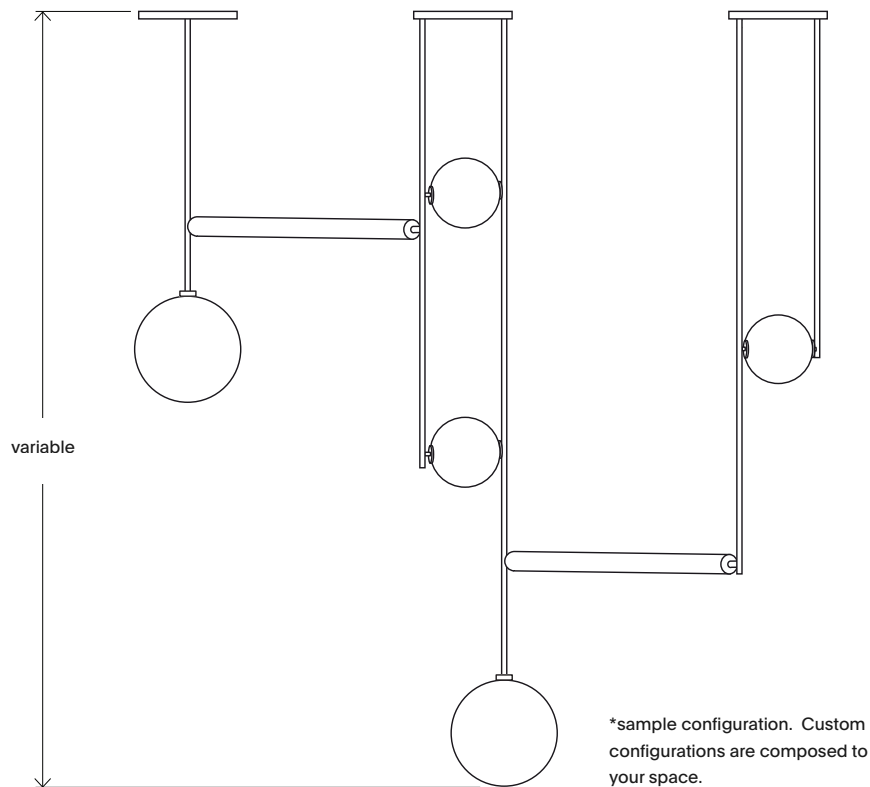


Equalizer - Custom Screen



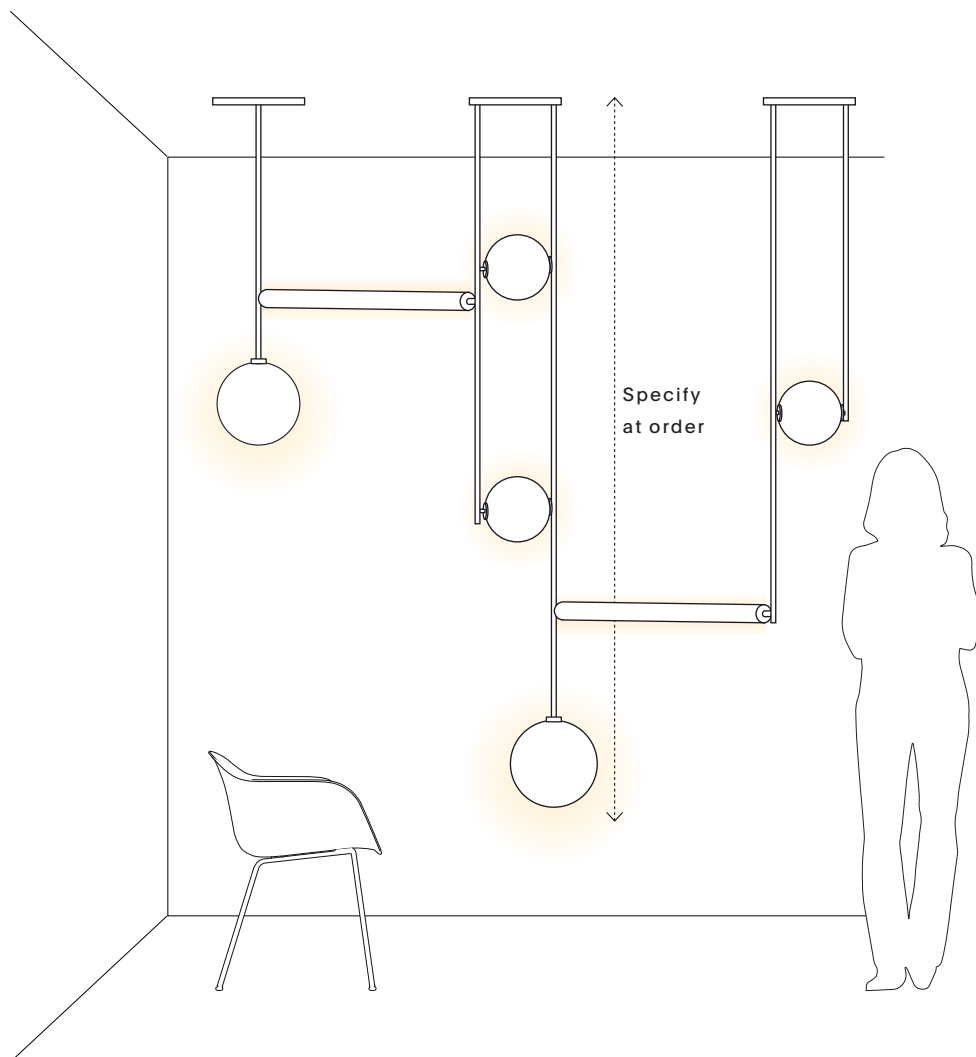
APPEARANCE

Materials	Anodized aluminum, glass
Suspension	Solid tubing
Canopy	12" round canopy (multiple)
Finishes	See Material Options page
Customize	Configuration, materials, finishes

TECHNICAL

Socket / Lamp	G4 LED
Watt / Volt	Max 25w; 120v or 220v
Lamp detail	2700k, 30,000 hours
Compatibility	Most international
Certification	UL upon request
Weight	Variable
Leadtime	16 weeks

Equalizer - Custom Screen



REC. USE / SPACES

- Ambient/accent lighting
- Dining room
- Living room
- Statement corner
- Above countertops
- Lobby / Desk
- Stairwells
- Entrance



BULB

Included
G9 bi-pin
120V or 220V



COLOR TEMP

2700K



LUMENS SCALE

550lm per globe



DIMMING

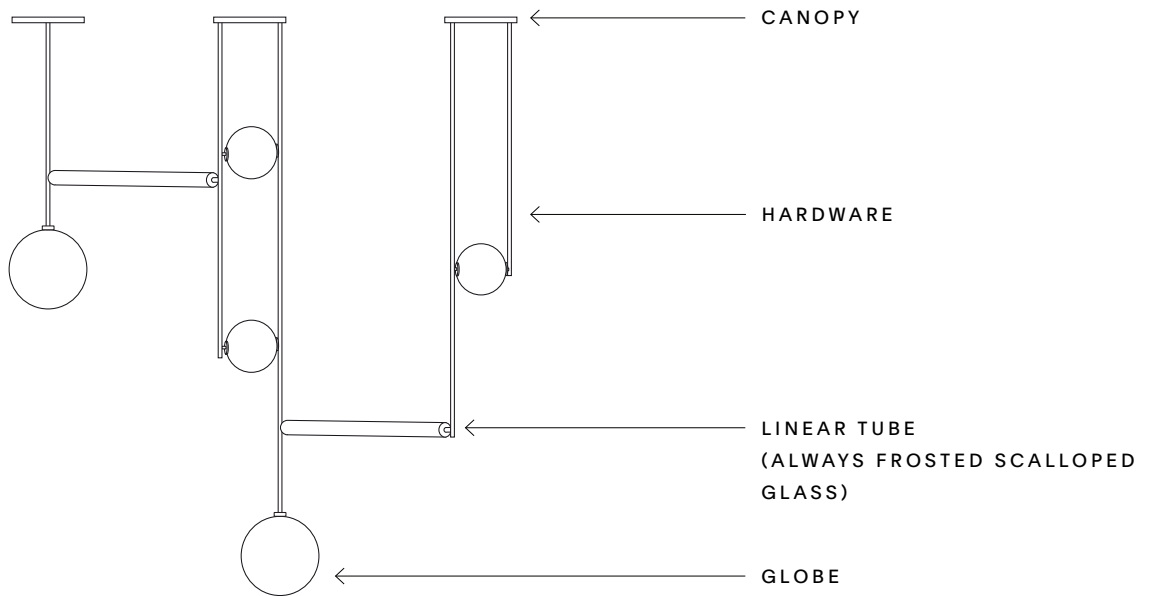
Comes standard

OTHER NOTES

Electronic wall
dimmer required

Linear tube: 12V
Integrated LED

Equalizer - Custom Screen



MATERIAL OPTIONS

*A vast array of custom materials and finishes are available for most products upon request.

HARDWARE & CANOPY



Brass
(brushed)



Bronze
Anodize



Olive
Anodize



Black
Anodize

GLOBE



Smokey
Green



Cream
(translucent)



Chameleon

Equalizer

