

RONDELLE CREDENZA

RONDELLE CREDENZA

MODEL NO: 10090201

Hand blown, clear glass crystal rondelle door faces on metal frame with wood panels, metal hardware and hand stitched leather details, adjustable interior wood shelving with flame cut metal top.

AS SHOWN (IN PHOTO)

88"W x 22"D x 30"H (4 doors)

Metal - frame: light oil rubbed blackened steel

top: oxidized brass

hardware: brass

Wood - medium walnut

Leather - bourbon brown

DIMENSIONS

Available in six sizes

Low Style

Overall - 60"W x 22"D x 25"H (2 doors)

Overall - 74"W x 22"D x 25"H (2 doors)

Overall - 88"W x 22"D x 25"H (4 doors)

High Style

Overall - 60"W x 22"D x 30"H (4 doors)

Overall - 74"W x 22"D x 30"H (4 doors)

Overall - 88"W x 22"D x 30"H (4 doors)

AVAILABLE FINISHES

Wood - white ash, medium walnut, ebonized ash, oxidized walnut

Metal - frame: oil rubbed blackened steel, light oil rubbed blackened steel, metal brushed steel


top: oil rubbed blackened steel, light oil rubbed blackened steel, brushed silver, oxidized brass

Leather - hand stitched natural tan, bourbon brown, black leather

Glass/handle hardware - silver or brass


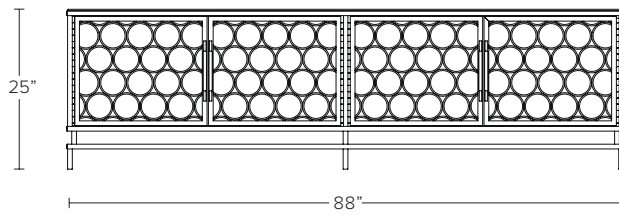

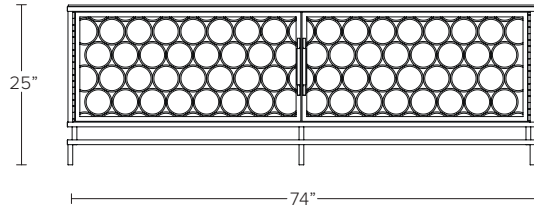
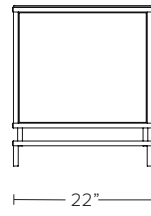
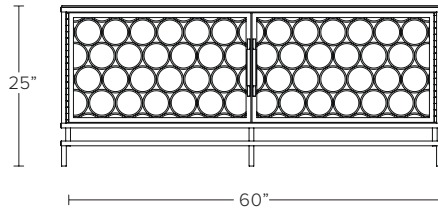
ADDITIONAL NOTES

General lead time for standard finishes is 16-18 weeks. Updated lead times provided at time of formal quoting.



Rondelle Credenza 88"W x 22"D x 30"H (4 doors) with 9 piece Calla Mobile

LOW STYLE



HIGH STYLE

