

MONOLITH RECTANGULAR DINING TABLE

# MONOLITH RECTANGULAR DINING TABLE

MODEL NO: 10370X01

Hand cast, thick glass crystal on sculpted, patinated  
ombré metal base

## AS SHOWN (IN PHOTO)

Rounded Base, 96"W x 42"D x 30"H

Glass - clear crystal

Metal - ombré brass

## DIMENSIONS

Available in nine sizes:

Rounded Base

96"W x 42"D x 30"H

120"W x 42"D x 30"H

144"W x 42"D x 30"H

Squared Base

96"W x 42"D x 30"H

120"W x 42"D x 30"H

144"W x 42"D x 30"H

Tapered Base

96"W x 42"D x 30"H

120"W x 42"D x 30"H

144"W x 42"D x 30"H

## AVAILABLE FINISHES


Glass Crystal Color - clear crystal, olivine\*, smoke\*, topaz\*

Metal - natural metal, tarnished metal, aged blackened metal,  
natural brass\*, tarnished brass\*, aged blackened brass\*,  
ombré metal\*, ombré brass\*, brushed to polished ombré metal\*,  
brushed to polished ombré brass\*


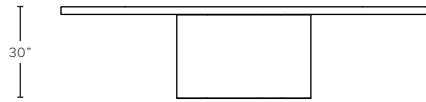
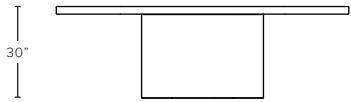
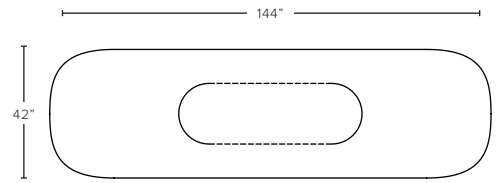
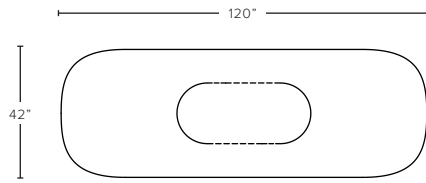
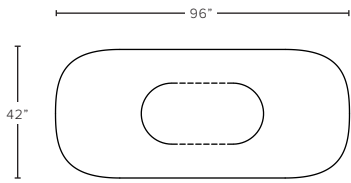
\*premium finish - refer to price guide for additional charges

## ADDITIONAL NOTES


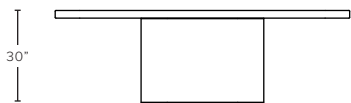
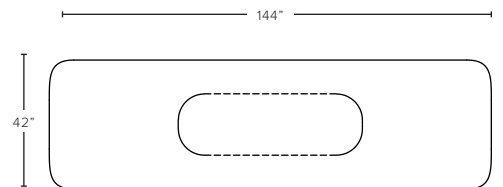
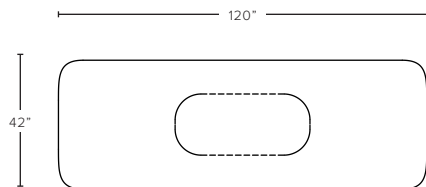
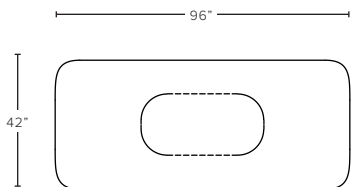
General lead time for standard finishes is 16-20 weeks. Updated lead times provided at time of formal quoting. Tables weigh between 900 and 1475 lbs. Installation must be performed by a qualified installer - please contact us for additional information.



ROUNDED BASE



SQUARED BASE



TAPERED BASE

