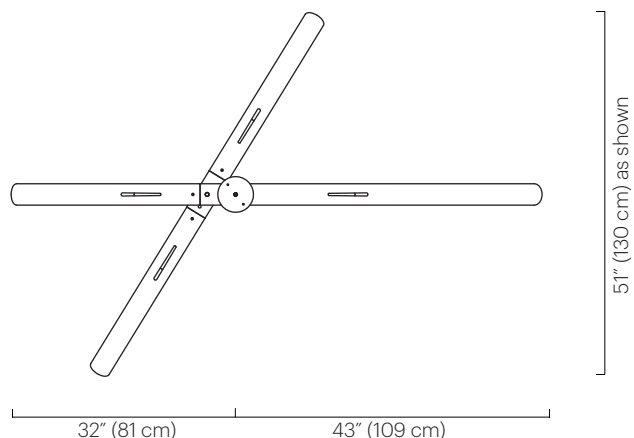
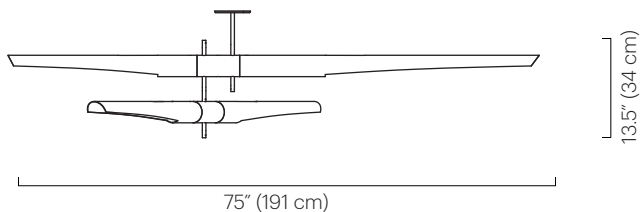


No. 430



### Description

The Hennen Mobile is a balanced fixture comprised of two offset tiers with a total of three short and one long shade that can be set to cast light up or down. Tiers scissor open when installed and arrangement is adjustable on site.

### Materials

Shades: Powder coated aluminum  
 Frame: Plated steel & aluminum  
 Ceiling mount: Powder coated steel  
 Drop: Plated steel

### Shade Color

- White Gloss (white gloss interior)
- Black Gloss (black gloss interior)
- Grey Gloss (grey gloss interior)

Custom colors available.

### Finish

- Polished Nickel

### Lamping

120V: (4)T10 incandescent tubular medium base 60W max  
 220-240V: (4)E27 base (tubular 32mm suggested) 60W max  
 Note: Bulbs not included.  
 Halogen bulbs not recommended.

### Wattage

240 watts max

### Weight

15 lbs (6.8 kg)

### Remarks

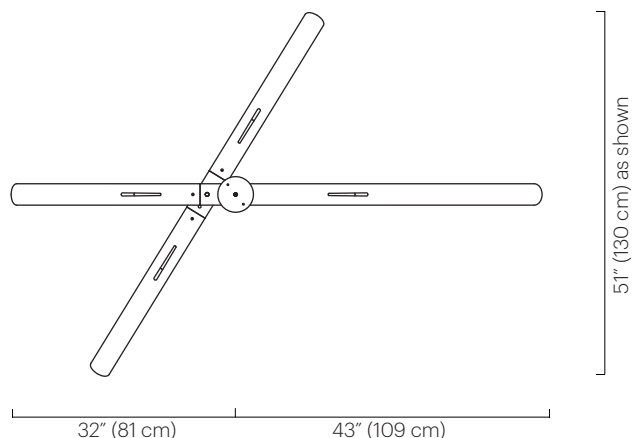
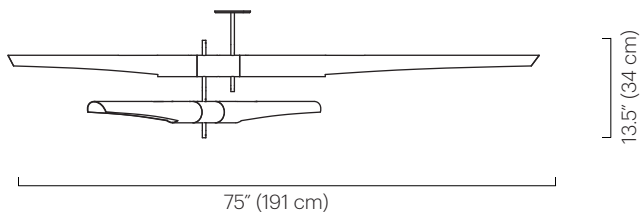
Specify drop length.  
 Fixed drop not adjustable on site.  
 Tier lengths cannot be customized.  
 Ceiling mount consistent with shade color.  
 Additional weight support recommended for junction box installation.  
 Indoor use and dry locations only.

### Dimensions

Upper tier: 75" (191 cm)  
 Lower tier: 59" (150 cm)  
 Ceiling mount diameter: 5" (13 cm)  
 Minimum overall height: 14.5" (37 cm)  
 Long shade: 3" Ø x 42" L (8 Ø x 107 cm L)  
 Short shade: 3" Ø x 26.5" L (8 Ø x 67 cm L)



No. 430



**Description**

The Hennen Mobile is a balanced fixture comprised of two offset tiers with a total of three short and one long shade that can be set to cast light up or down. Tiers scissor open when installed and arrangement is adjustable on site.

**Materials**

Shades: Powder coated aluminum  
 Frame: Plated steel & aluminum  
 Ceiling mount: Powder coated steel  
 Drop: Plated steel

**Shade Color**

○ White Gloss (white gloss interior)

**Finish**

● Polished Nickel

**Lamping**

120V: (4)T10 incandescent tubular medium base 60W max  
 Note: Bulbs not included.  
 Halogen bulbs not recommended.

**Wattage**

240 watts max

**Weight**

15 lbs (6.8 kg)

**Remarks**

Ceiling mount consistent with shade color.  
 Additional weight support recommended for junction box installation.  
 Indoor use and dry locations only.

**Dimensions**

Upper tier: 75" (191 cm)  
 Lower tier: 59" (150 cm)  
 Ceiling mount diameter: 5" (13 cm)  
 Minimum overall height: 14.5" (37 cm)  
 Long shade: 3" Ø x 42" L (8 Ø x 107 cm L)  
 Short shade: 3" Ø x 26.5" L (8 Ø x 67 cm L)

