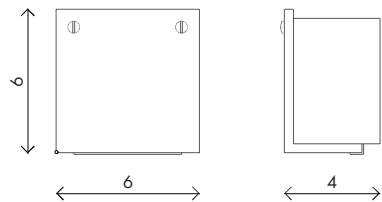


Materials	stainless steel or brass body alabaster shades
Dimensions	6 in (15.2cm) W x 6 in (15.2cm) H x 4 in (10.2cm) D
Backplate	J-box location on center
Lamping	1 x E26 sockets G16.5 LED bulbs (not provided) 3.8W 2700K 350 lm

Finishes	● Matte Stainless Steel
	● Polished Stainless Steel
	● Satin Brass
	● Polished Brass
	● Alabaster



Handmade in Los Angeles



Bulb life	15,000 hrs
Dimming	10-100%. Wattage +/- 10% Lumen Values +/- 5Lms CRI +/- 5% Fully tested with LUTRON® DVCL, DVCL
Voltage	120 V / 240
Certification	UL, CE listed
	Hardwired

Materials stainless steel or brass body  
alabaster shades

Dimensions 6 in (15.2cm) W x 13 5/8 in (34.6cm) H x 4 in (10.2cm) D

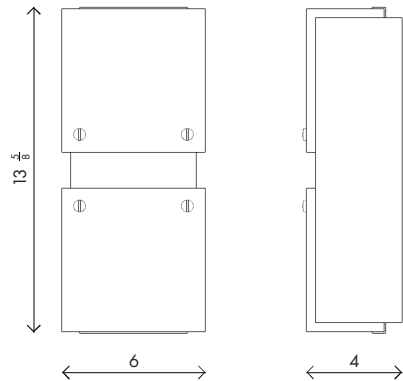
Backplate J-box location on center

Lamping 2 x E26 sockets  
G16.5 LED bulbs (not provided)  
3.8W 2700K  
350 lm

- Finishes
- Matte Stainless Steel
  - Polished Stainless Steel
  - Satin Brass
  - Polished Brass
  - Alabaster



Handmade in Los Angeles



Bulb life	15,000 hrs
Dimming	10-100%. Wattage +/- 10% Lumen Values +/- 5Lms CRI +/- 5% Fully tested with LUTRON® DVCL, DVCL
Voltage	120 V / 240
Certification	UL, CE listed
	Hardwired

Materials stainless steel or brass body  
alabaster shades

Dimensions 36 in (66.0cm) W x 6 in (15.2cm) H x 4 in (10.2cm) D

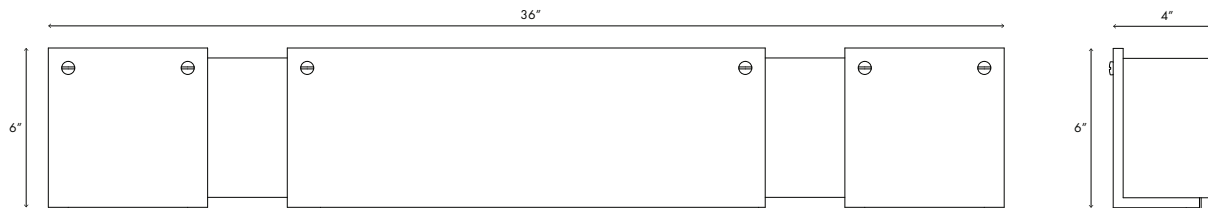
Backplate J-box location on center

Lamping 4 x E26 sockets  
G16.5 LED bulbs (not provided)  
3.8W 2700K  
350 lm

- Finishes
- Matte Stainless Steel
  - Polished Stainless Steel
  - Satin Brass
  - Polished Brass
  - Alabaster



Handmade in Los Angeles



- Bulb life 15,000 hrs
- Dimming 10-100%. Wattage +/- 10%  
Lumen Values +/- 5Lms  
CRI +/- 5%  
Fully tested with LUTRON® DVCL, DVEL
- Voltage 120 V / 240
- Certification UL, CE listed
- Hardwired