

A P P A R A T U S



LARGE, AGED BRASS / SMOKED GLASS

SIGNAL Z : PENDANT

REFERENCE SATELLITE COMMUNICATION
 FRESNEL LENS
 ERWIN BLUMENFELD - PORTRAITS THROUGH GLASS

COMPOSITION PRESSED GLASS
 BRASS ARMATURE

A P P A R A T U S



LARGE, AGED BRASS / SMOKED GLASS

A P P A R A T U S




LARGE, AGED BRASS / SMOKED GLASS



SMALL, AGED BRASS / SMOKED GLASS

A P P A R A T U S



SMALL, TARNISHED SILVER / SMOKED GLASS

A P P A R A T U S

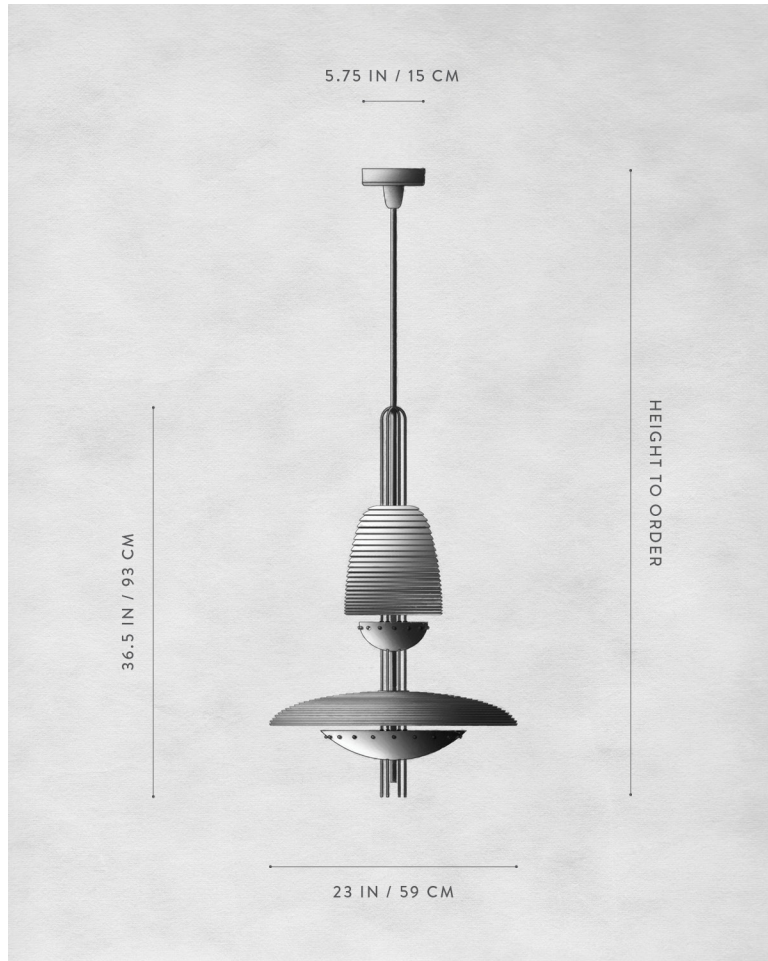


AGED BRASS



SMALL, AGED BRASS / SMOKED GLASS

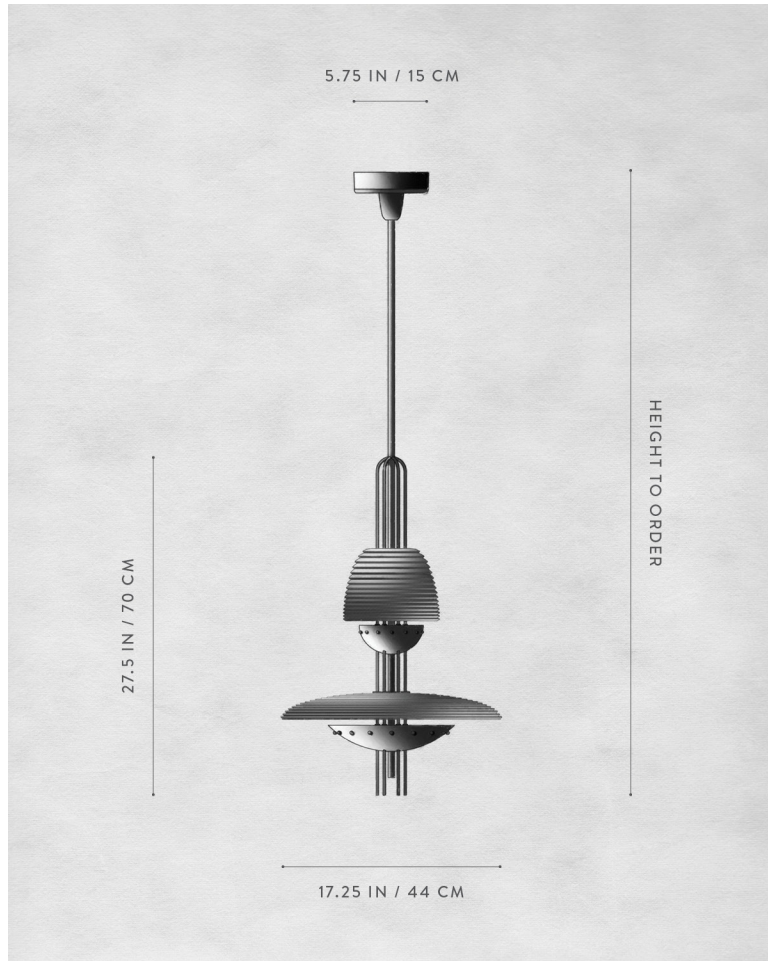
A P P A R A T U S



SIGNAL Z : PENDANT LARGE

DIMENSIONS	Ø 23 IN Ø 59 CM HEIGHT TO ORDER APPROX. 43 LBS / 20 KG
WEIGHT	
PRICE	FROM \$17000
MINIMUM HEIGHT INCLUDES	46 IN UP TO 85 IN
VOLTAGE	120-240 ETL / CB / CE / UKCA
LAMPING	33W DIMMABLE LED 1800K-3000K WARM DIM 2380 LUMENS DIMMING 120V : TRIAC AND ELV(0-10V) DIMMING 240V : ELV(0-10)
DRIVER LIFE	50,000 HOURS
DEPOSIT	50% UPON ORDER
BALANCE	DUE PRIOR TO SHIPPING
LEAD TIME	PLEASE REFER TO WEBSITE
	FINISHED AND ASSEMBLED BY HAND IN NY DOMESTIC AND IMPORTED COMPONENTS

A P P A R A T U S



SIGNAL Z : PENDANT SMALL

DIMENSIONS	Ø 17.25 IN Ø 44 CM HEIGHT TO ORDER APPROX. 25 LBS / 11 KG
WEIGHT	
PRICE	FROM \$13000
MINIMUM HEIGHT INCLUDES	36 IN UP TO 85 IN
VOLTAGE	120-240 ETL / CB / CE / UKCA
LAMPING	23W DIMMABLE LED 1800K-3000K WARM DIM 1320 LUMENS DIMMING 120V : TRIAC AND ELV(0-10V) DIMMING 240V : ELV(0-10)
DRIVER LIFE	50,000 HOURS
DEPOSIT	50% UPON ORDER
BALANCE	DUE PRIOR TO SHIPPING
LEAD TIME	PLEASE REFER TO WEBSITE
	FINISHED AND ASSEMBLED BY HAND IN NY DOMESTIC AND IMPORTED COMPONENTS

A P P A R A T U S




GLASS : CLEAR




GLASS : SMOKED



AGED BRASS



OIL-RUBBED BRONZE



BLACKENED BRASS



TARNISHED SILVER

SIGNAL Z : PENDANT

GLASS

CLEAR
SMOKED

METAL

AGED BRASS [WAXED]
OIL-RUBBED BRONZE [WAXED]
BLACKENED BRASS [WAXED]
TARNISHED SILVER [LACQUERED] ADD 35%