

A P P A R A T U S



SMALL, AGED BRASS / SMOKED GLASS

SIGNAL Y : PENDANT

REFERENCE	SATELLITE COMMUNICATION FRESNEL LENS ERWIN BLUMENFELD - PORTRAITS THROUGH GLASS
COMPOSITION	PRESSED GLASS BRASS ARMATURE

A P P A R A T U S




LARGE, OIL-RUBBED BRONZE / CLEAR GLASS

A P P A R A T U S



TARNISHED SILVER / SMOKED GLASS



TARNISHED SILVER / SMOKED GLASS

A P P A R A T U S

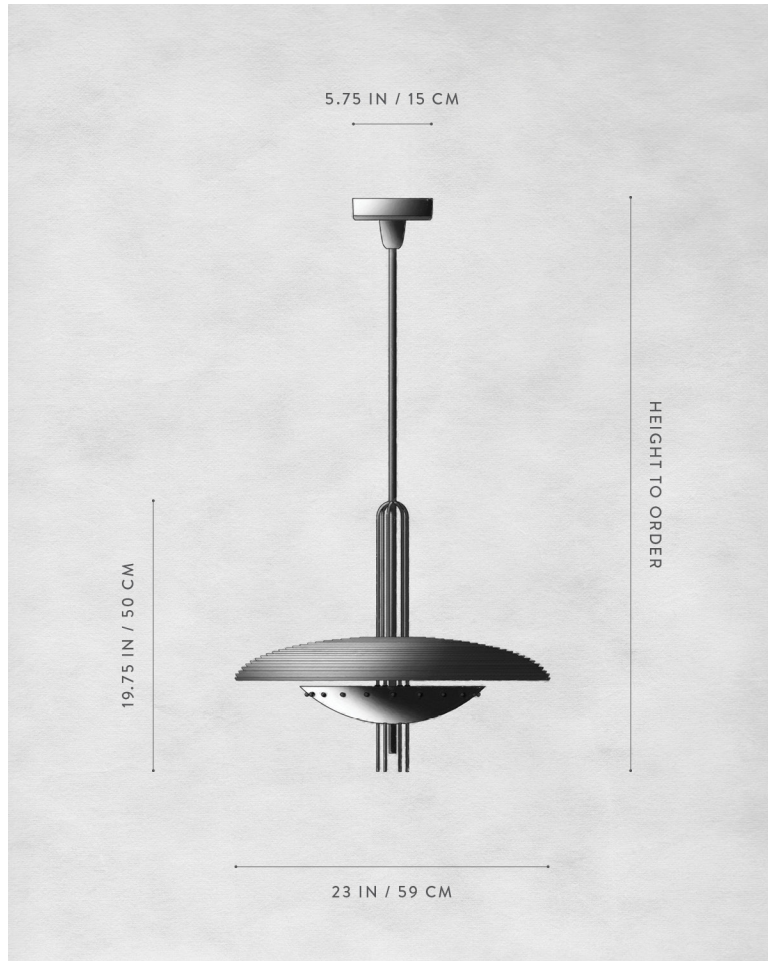


AGED BRASS



LARGE, OIL-RUBBED BRONZE / SMOKED GLASS

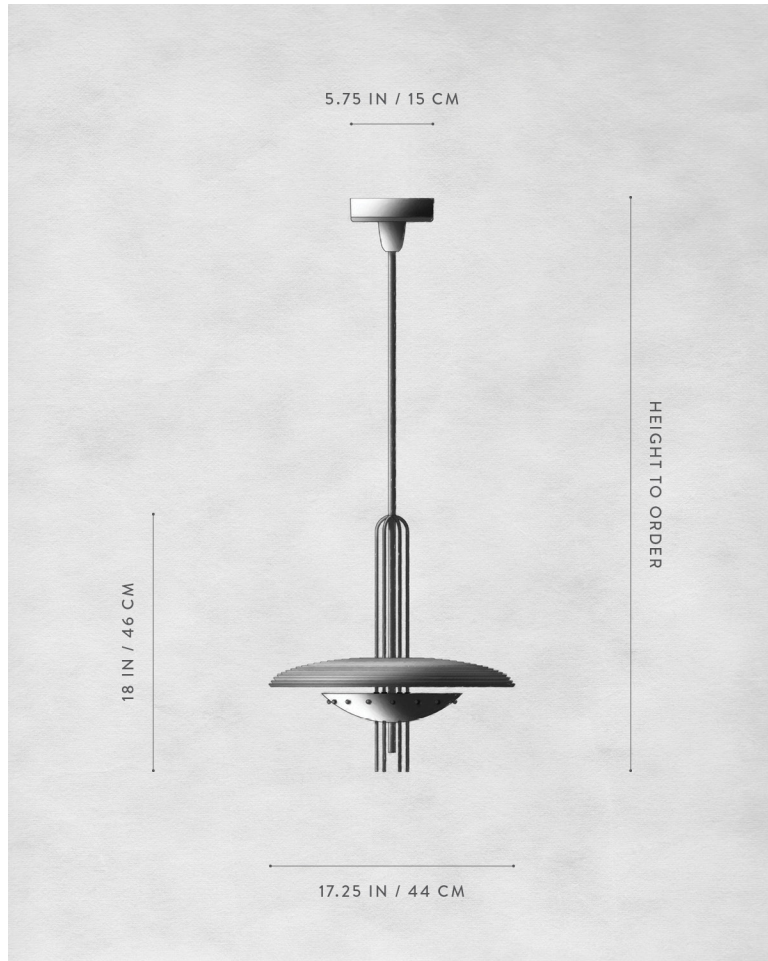
A P P A R A T U S



SIGNAL Y : PENDANT LARGE

DIMENSIONS	Ø 23 IN Ø 59 CM HEIGHT TO ORDER
WEIGHT	APPROX. 30 LBS / 13 KG
PRICE	FROM \$9800
MINIMUM HEIGHT INCLUDES	30 IN UP TO 85 IN
VOLTAGE	120-240
LAMPING	ETL / CB / CE / UKCA 25W DIMMABLE LED 1800K-3000K WARM DIM 2380 LUMENS DIMMING 120V : TRIAC AND ELV(0-10V) DIMMING 240V : ELV(0-10)
DRIVER LIFE	50,000 HOURS
DEPOSIT	50% UPON ORDER
BALANCE	DUE PRIOR TO SHIPPING
LEAD TIME	PLEASE REFER TO WEBSITE
	FINISHED AND ASSEMBLED BY HAND IN NY DOMESTIC AND IMPORTED COMPONENTS

A P P A R A T U S



SIGNAL Y : PENDANT SMALL

DIMENSIONS	Ø 17.25 IN Ø 44 CM HEIGHT TO ORDER APPROX. 17 LBS / 8 KG
WEIGHT	
PRICE	FROM \$7700
MINIMUM HEIGHT INCLUDES	28 IN UP TO 85 IN
VOLTAGE	120-240
LAMPING	ETL / CB / CE / UKCA 15W DIMMABLE LED 1800K-3000K WARM DIM 1320 LUMENS DIMMING 120V : TRIAC AND ELV(0-10V) DIMMING 240V : ELV(0-10)
DRIVER LIFE	50,000 HOURS
DEPOSIT	50% UPON ORDER
BALANCE	DUE PRIOR TO SHIPPING
LEAD TIME	PLEASE REFER TO WEBSITE
	FINISHED AND ASSEMBLED BY HAND IN NY DOMESTIC AND IMPORTED COMPONENTS

A P P A R A T U S



GLASS : CLEAR



GLASS : SMOKED



AGED BRASS



OIL-RUBBED BRONZE



BLACKENED BRASS



TARNISHED SILVER

SIGNAL Y : PENDANT

GLASS

CLEAR
SMOKED

METAL

AGED BRASS [WAXED]
OIL-RUBBED BRONZE [WAXED]
BLACKENED BRASS [WAXED]
TARNISHED SILVER [LACQUERED] ADD 35%