

# A P P A R A T U S



BLEACHED ASH WOOD

## PORTAL : COFFEE TABLE

### REFERENCE

THE HUMAN VERSUS THE MONUMENTAL  
THE DIALOG OF CEREMONIAL AND DOMESTIC RITUAL  
RATIONALIST ARCHITECTURE

### COMPOSITION

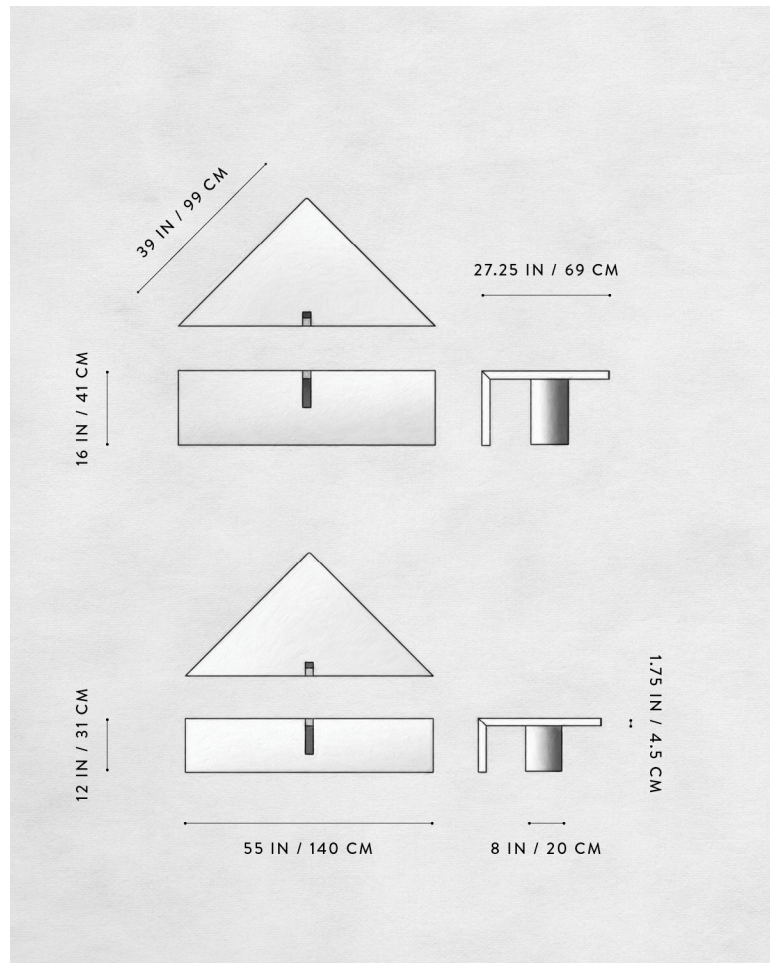
COMMANDING FORMS EXPRESSED IN ITALIAN MARBLE  
OR SANDBLASTED ASH LINEAR REVEALS ESTABLISH  
POINTS OF ENTRY, EMPHASIZING THE TENSION  
BETWEEN MASS AND NEGATIVE SPACE

A P P A R A T U S



BIANCO ARABESCATO

# A P P A R A T U S



PORTAL : COFFEE TABLE  
STUDIO EXCLUSIVE

## DIMENSIONS

16 H, 55 W, 27.25 D / 12 H, 55 W, 27.25 D IN  
41 H, 140 W, 69 D / 31 H, 140 W, 69 D CM

## PRICE

\$22000 STONE  
\$12000 ASH WOOD

## DEPOSIT BALANCE LEAD TIME

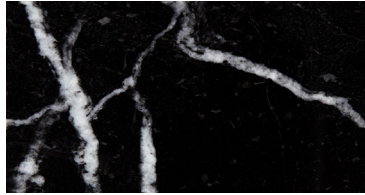
50% UPON ORDER  
DUE PRIOR TO SHIPPING  
PLEASE REFER TO WEBSITE

FINISHED AND ASSEMBLED BY HAND IN ITALY  
IMPORTED COMPONENTS

# A P P A R A T U S



MARBLE - BIANCO ARABESCATO



MARBLE - NERO KINITRA



MARBLE - SILK GEORGETTE



MARBLE - LUMACHELLA




TRAVERTINE - PAGLIERINO



TRAVERTINE - TITANIUM



ASH WOOD - BLEACHED



ASH WOOD - BLACKENED

MARBLE

TRAVERTINE

ASH WOOD

PORTAL COFFEE TABLE

BIANCO ARABESCATO  
NERO KINITRA  
SILK GEORGETTE  
LUMACHELLA

PAGLIERINO  
TITANIUM

BLEACHED  
BLACKENED